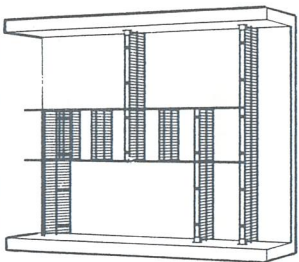
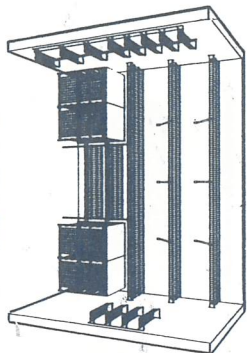


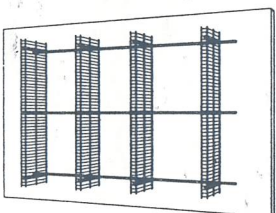
Designs



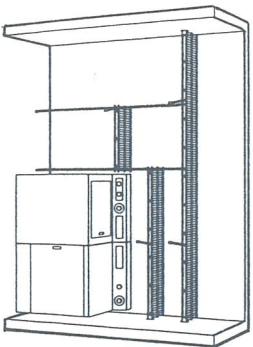
Wall to Wall Code WW #3



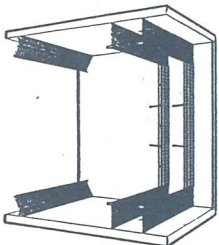
Pantry Code P #4



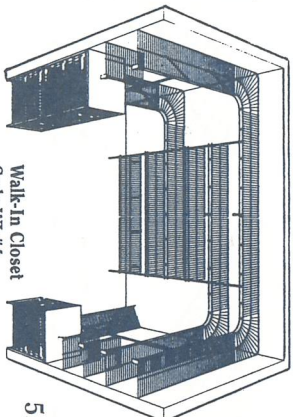
Adjustable Storage Shelving System Code AS #1



Deluxe Laundry Code L #2



Walk-In Closet Code WI #1

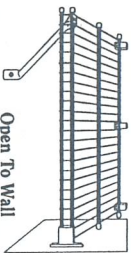


Walk-In Closet Code WI #4

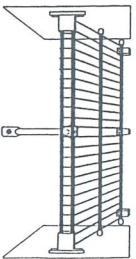
Shelving Installation Tips

1. FastSet® hardware is designed for use with 1/2" dry wall for maximum holding power.
2. Locate Back Clips in a straight line at desired heights starting 2 1/2" from any side wall. Maximum span of 12". Use 2 Back Clips, spaced 1" apart, on the ends of any open ended shelf.
3. Locate the Wall Bracket upper hole at the same level as Back Clip, and on side wall 12" or 16" from rear wall (depending on shelf depth). The lower Wall Bracket hole should be 2 3/4" below upper hole.
All holes should be drilled using only a 1/4" diameter drill bit. DO NOT punch in hole or use oversize drill bit.
5. When locating holes in studs drill 1/4" diameter hole at least 1" deep.
6. All hardware having the FastSet® feature with pre-installed drive pins should be installed all the way into the hole before driving pin.
7. When installing FastSet® hardware into studs remove pre-installed pin, tap Back Clip into hole at stud, re-install pin and tap into Back Clip.
8. Drive Pins should be driven in by tapping with hammer with only enough force as needed to seat. This will open back of fastener behind the wall.
9. Use Support Braces for spans exceeding 42".

Installation Types



Back Clips (Support Brace/Wall Bracket/End Caps)



Wall To Wall
Back Clips/Support Brace/Wall Brackets

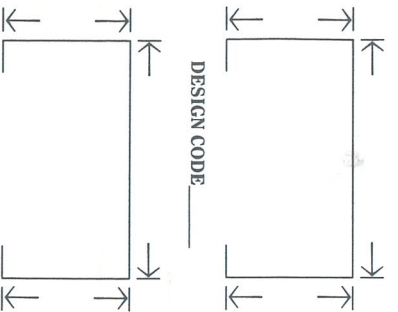


Open To Open
Two Support Braces/Back Clips

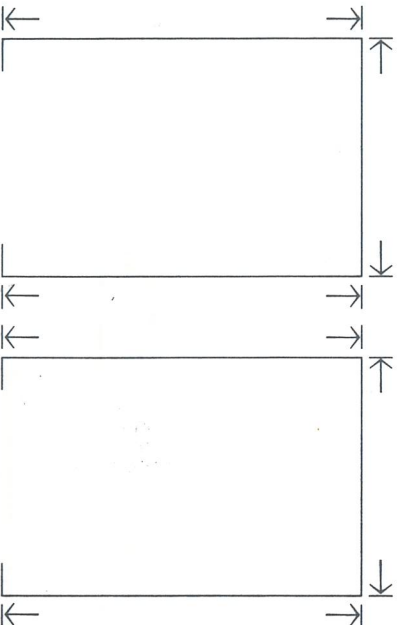


End Caps/Shoe Rack
Brackets

Design Your Own Closet



DESIGN CODE _____

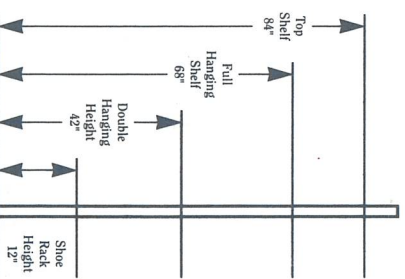


DESIGN CODE _____

DESIGN CODE _____

Call Mr. Remodeler at Lee/Rowan® Company during normal business hours at 1-800-637-5337 Ext. 486.

Recommended Shelf Heights



LEE/ROWAN
Where The World Gets Organized

© 1992 Lee/Rowan® Company • 6333 Etzel Avenue, St. Louis, Missouri 63133
314-721-3363 • 1-800-325-6150 • Fax: 314-721-5428