

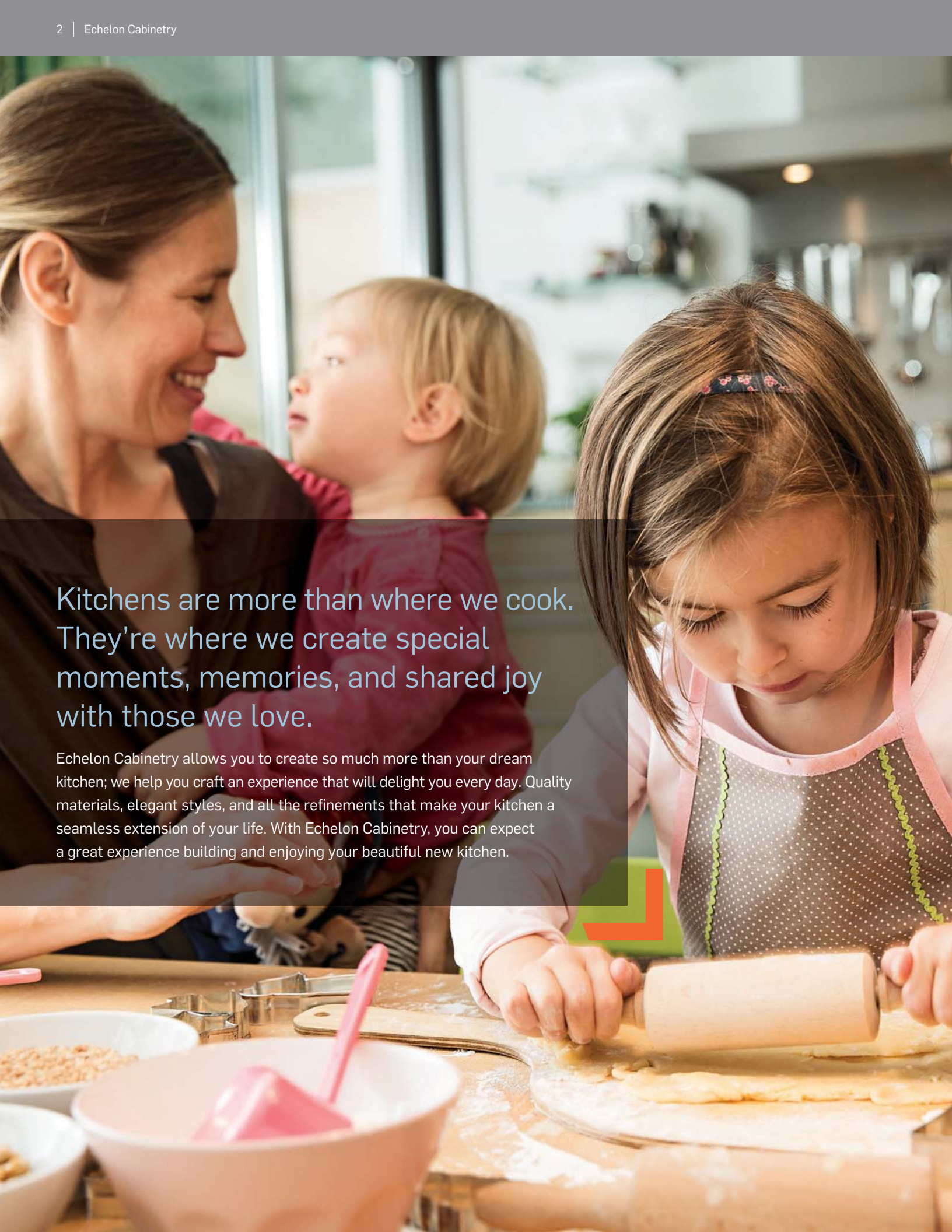


Echelon[®]
CABINETRY

The Collection

Spring 2016

DEALER



Kitchens are more than where we cook. They're where we create special moments, memories, and shared joy with those we love.

Echelon Cabinetry allows you to create so much more than your dream kitchen; we help you craft an experience that will delight you every day. Quality materials, elegant styles, and all the refinements that make your kitchen a seamless extension of your life. With Echelon Cabinetry, you can expect a great experience building and enjoying your beautiful new kitchen.



Ascent Collection

Create a space for everyday moments. The Ascent Collection provides high-quality cabinetry with on-trend styles to create a kitchen space crafted to perfection.

Construction Series
Premier™ and AllWood™

Doors
Veneer and Thermofoil Doors

Prestige Collection

Elevate your kitchen experience with Echelon Cabinetry's Prestige Collection: premium finishes and elegant styles that truly reflect your personality and lifestyle.

Construction Series
Premier™, AllWood™, and *Pinnacle™
*available in full overlay maple door styles

Doors
Veneer and Thermofoil Doors

Summit Collection

Experience inspiration every day with the Summit Collection, which combines solid-wood doors, expansive styles and premium finishes to create the dream kitchen for your home.

Construction Series
Premier™, AllWood™, and Pinnacle™

Doors
Solid Hardwood Doors

CONSTRUCTION SERIES

PREMIER	ALLWOOD	PINNACLE
<p>Drawers 21" deep All-Wood Drawers (nominal 1/2" thick) Additional Option Available <i>Dovetail Hardwood Drawers (nominal 5/8" thick)</i></p> <p>Drawer Guides Side-Mounted Drawer Guides Additional Options Available <i>Full-Access Soft-Close Hidden Guides (Dyna Pro)</i> <i>Under-Mount Epoxy Guides (Express)</i></p> <p>Door Hinges 6-way Adjustable Hidden Hinges Additional Option Available <i>6-way Gentle-Touch Soft-Close Hidden Hinges</i></p> <p>Shelving Nominal 5/8" thick Adjustable Wall and Base Composite Panel Shelving</p> <p>Front Frame 3/4" thick Kiln Dried Solid Hardwood</p> <p>Cabinet and End Panel Construction Nominal 1/2" thick Composite Construction Panel Construction</p> <p>Warranty 5-Year Limited Warranty</p> <p>Customizing Options Additional Options Available <i>Glass Door Inserts</i> <i>Paint Finishes</i> <i>Glaze Finishes</i></p>	<p>Drawers 21" deep All-Wood Drawers (nominal 1/2" thick) Additional Option Available <i>Dovetail Hardwood Drawers (nominal 5/8" thick)</i></p> <p>Drawer Guides Side-Mounted Drawer Guides Additional Options Available <i>Full-Access Soft-Close Hidden Guides (Dyna Pro)</i> <i>Under-Mount Epoxy Guides (Express)</i></p> <p>Door Hinges 6-way Adjustable Hidden Hinges Additional Option Available <i>6-way Gentle-Touch Soft-Close Hidden Hinges</i></p> <p>Shelving Nominal 5/8" thick Adjustable Wall and Base Hardwood Panel Shelving</p> <p>Front Frame 3/4" thick Kiln Dried Solid Hardwood</p> <p>Cabinet and End Panel Construction Nominal 1/2" thick Hardwood Plywood Construction</p> <p>Warranty 5-Year Limited Warranty</p> <p>Customizing Options Additional Options Available <i>Glass Door Inserts</i> <i>Paint Finishes</i> <i>Glaze Finishes</i></p>	<p>Drawers 21" deep Dovetail Hardwood Drawers (nominal 5/8" thick)</p> <p>Drawer Guides Full-Access Soft-Close Hidden Drawer Guides (Dyna Pro)</p> <p>Door Hinges 6-way Gentle-Touch Soft-Close Hidden Hinges</p> <p>Shelving Nominal 5/8" thick Adjustable Wall and Base Hardwood Panel Shelving</p> <p>Front Frame 3/4" thick Kiln Dried Solid Hardwood</p> <p>Cabinet and End Panel Construction Nominal 1/2" thick Hardwood Plywood Construction</p> <p>Warranty 5-Year Limited Warranty</p> <p>Customizing Options Additional Options Available <i>Glass Door Inserts</i> <i>Paint Finishes</i> <i>Glaze Finishes</i></p>

Collection Key: Ascent Collection: ● Prestige Collection: ● Summit Collection: ●

COVER SHOT: Edinburgh shown in Latte Ebony Glaze finish. Island shown in Espresso.



An American classic, cherry has been the choice of fine furniture makers for centuries.

Ardmore shown in Storm and Espresso finishes

ECHELON CHERRY CABINETRY shown in Cinnamon

Cherry is a multi-colored hardwood which may contain small knots and pin holes. A natural characteristic of cherry wood is to darken with age and exposure to light. These variations are considered part of the inherent beauty prized by quality furniture makers.



Ardmore ●



Langdon 5-PC ●
also available in
Slab drawer front ●



Langdon Arch ●



Langdon 5-PC and Langdon Arch shown in Crystal Ebony Glaze finish



Ardmore ●



Langdon 5-PC ●
also available in
Slab drawer front ●



Langdon Arch ●

ECHELON RUSTIC ALDER CABINETRY shown in Crystal

Rustic alder is characterized by its light brown and reddish undertones and may contain a variety of pin holes, knots, small cracks, bird pecks, mineral streaks, and grain variation. These natural characteristics are part of the sophistication and harmony of rustic alder, and prized by many.

A distinctive visual display of contrasting grains and subtle patterns, maple has been in style since Colonial times.





ECHELON MAPLE CABINERY shown in Café

Maple is a strong close grain hardwood that is predominantly off-white in color, although it also contains light hues of yellow-brown and pink. Occasionally, maple contains light tan or small dark mineral streaks. The fine, uniform texture of maple lends itself to both contemporary and traditional décors.



Addison 5-PC ●
also available in
Slab drawer front ●



Ardmore ●



Bedford ●



Bellevue ●



Brisbin ●



Carlisle ●



Cheswick ●



Edinburgh ●



Freeman ●



Lisburn ●



Norwich 5-PC ●
also available in
Slab drawer front ●



Rossiter 5-PC ●
also available in
Slab drawer front ●



Southampton ●



Trevino 5-PC ●
also available in
Slab drawer front ●



Weston 5-PC ●
also available in
Slab drawer front ●



Weston Arch ●

Elegantly beautiful and remarkably affordable, our birch cabinets are a testament to old world craftsmanship and real world requirements.



Touraine 5-PC shown in Truffle finish

ECHELON BIRCH CABINETRY shown in Toffee

Birch exhibits a straight-grained hardwood that is predominantly off-white in color, although it also contains light hues of yellowish brown. Birch also occasionally contains light tan mineral streaks. These variations are considered part of the inherent beauty of the product.



Hargrove ●



Salerno 5-PC ●
also available in
Slab drawer front ●



Touraine 5-PC ●
also available in
Slab drawer front ●

Island includes after market customization of Echelon Cabinetry products by a professional installer.



With its inherent strength, durability and natural beauty, oak has been prized for years by designers and furniture makers alike.

Herndon shown in Honey finish



Benton ●



Herndon ●

ECHELON OAK CABINETRY shown in Chestnut

A mostly straight-grained hardwood with a medium to coarse texture that has a range in color of white, yellow and pink, oak is sometimes streaked with green, yellow and black mineral deposits. These variations are considered part of the inherent beauty and traditional elegance of the product.

Thermofoil cabinets open up a room visually and can be accented with any color scheme.



Marianna shown in White finish

ECHELON THERMOFOIL CABINETRY shown in White

Artistic elements converge in Echelon's thermofoil cabinets. Rigid vinyl thermofoil is heat and pressure bonded to the face and edges of these sculpted doors while the back of the doors are covered with low-pressure white melamine. This creates a velvety smooth, clean look of solid white cabinets that provide the perfect background to display your colorful kitchen collectibles.



Marianna ●



Sutton ●

ASCENT COLLECTION DOOR FINISH OFFERINGS

MAPLE & BIRCH CABINETS

STAIN AND ENAMEL PAINT OPTIONS



Espresso

Bordeaux

Mocha

Café

Toffee

Vanilla Cream

Alpine White

Hargrove is available in Café, Espresso, Mocha, and Toffee only.

OAK CABINETS

STAIN OPTIONS



Bordeaux

Mocha


Chestnut

Honey

PRESTIGE COLLECTION DOOR FINISH OFFERINGS

MAPLE & BIRCH CABINETS

STAIN AND STAIN WITH GLAZE OPTIONS



Double Espresso

Truffle

Espresso

Autumn Brown

Nutmeg

Bordeaux

Storm

Mocha

Café

Toffee

Crystal

Nutmeg Ebony Glaze

Bordeaux Ebony Glaze

Storm Ebony Glaze

Mocha Ebony Glaze

Café Ebony Glaze

Toffee Ebony Glaze


Toffee Taupe Glaze

Crystal Taupe Glaze

Storm and Storm Ebony Glaze are available on maple door styles only.

Crystal and Crystal Taupe Glaze are not available on **Norwich 5PC**. When ordering these finishes on **Touraine 5PC**, customer approval of samples is required due to the inherent characteristics of wood and possible variations in color.

ENAMEL PAINTS AND ENAMEL PAINT WITH GLAZE OPTIONS



Onyx

Slate

River Rock

Vanilla Cream

Latte

Linen

Alpine White

Onyx Pewter Glaze

Onyx Taupe Glaze

Onyx Frost Glaze

Slate Ebony Glaze

Slate Pewter Glaze

Slate Frost Glaze

River Rock Ebony Glaze

River Rock Pewter Glaze

River Rock Taupe Glaze

Vanilla Cream Ebony Glaze

Vanilla Cream Pewter Glaze

Vanilla Cream Taupe Glaze

Vanilla Cream Frost Glaze

Latte Ebony Glaze

Latte Pewter Glaze

Latte Taupe Glaze

Linen Ebony Glaze

Linen Pewter Glaze

Linen Taupe Glaze

Linen Frost Glaze


Alpine White Ebony Glaze

Alpine White Pewter Glaze

Alpine White Taupe Glaze

Latte, River Rock and all associated glaze combinations are available on maple door styles only.

THERMOFOIL CABINETS




White

Thermofoil Cabinets are only available in White finish.

SUMMIT COLLECTION DOOR FINISH OFFERINGS


MAPLE CABINETS

STAIN AND STAIN WITH GLAZE OPTIONS



Crystal finish is not available on **Carlisle**.
Glaze finishes are not available on **Carlisle**.


ENAMEL PAINTS AND ENAMEL PAINT WITH GLAZE OPTIONS



Latte, River Rock and all associated glaze combinations are available on maple door styles only.
Glaze finishes are not available on **Carlisle**.

CHERRY & RUSTIC ALDER CABINETS

STAIN AND STAIN WITH GLAZE OPTIONS



Echelon Cabinetry is part of the Kitchen Cabinet Manufacturers Association (KCMA) and the National Kitchen and Bath Association (NKBA). Echelon Cabinetry carries the ANSI/KCMA A161.1 quality assurance certification.



www.echeloncabinetry.com An **acpi** brand

Trademark owned by ACProducts, Inc.

©ACPI LINEBROCHECH 04/16 Printed in the United States of America

Echelon Cabinetry products are certified by the Kitchen Cabinet Manufacturers Association.

NOTICE: The product specifications appearing herein supersede and cancel all previous sheets, supplements and addenda, and represent current manufacturing standards and procedures. Echelon Cabinetry reserves the right to make specification changes for continued product improvement. For aesthetic considerations the furniture and cabinet industries have made veneer on composite panel substrate the standard method of construction for raised panel-in-frame doors in some wood species. Within the Echelon Cabinetry product line, those species include oak, birch, and maple.

NOTE: Due to printing limitations, color pictures cannot be guaranteed to exactly match the actual cabinet material.