



**Echelon**<sup>™</sup>  
CABINETS

# REDEFINE YOUR KITCHEN WITH ZONES



Organization is a key ingredient of a well-designed kitchen. Introducing Elements® by Echelon Cabinetry, our line of organization solutions, allows you to easily create a kitchen that maximizes your space and creates an efficient, organized, and beautiful environment for the room that is the center of your home.

Elements® is organized into five zones in the kitchen that represent your key activities – Food Storage, Prep, Cooking, Tableware Storage and Cleaning. An additional zone, Other Spaces, represents bath, laundry, and home office solutions.

Use as many products in combination as you need to create your perfect environment. Elements® lets you see what is possible to design your space and redefine your kitchen.





**Food Storage** - Manage your food stocks with easy-access supplemental food storage compartments. Can incorporate refrigeration.



**Prep Zone** - Organize and store essential food prep accessories like cutting boards, kitchen utensils, containers, and small appliances.



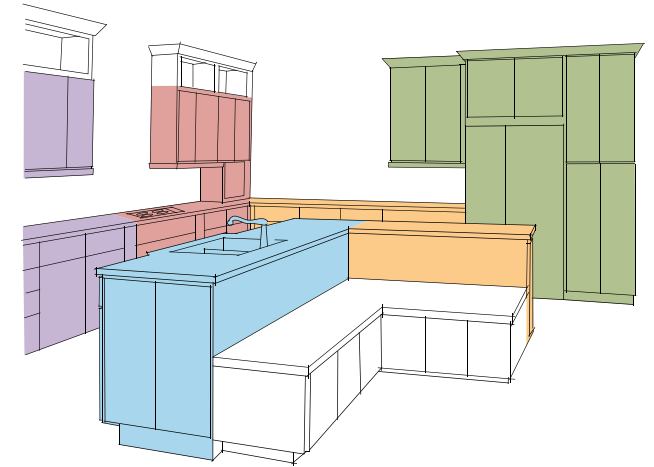
**Cooking Zone** - Celebrate the convenience of everyday efficiency. Pots and pans, oils, spices – all within easy reach.



**Tableware Storage** - Welcome to storage central. Plates, glasses, utensils, and linens all organized by function.



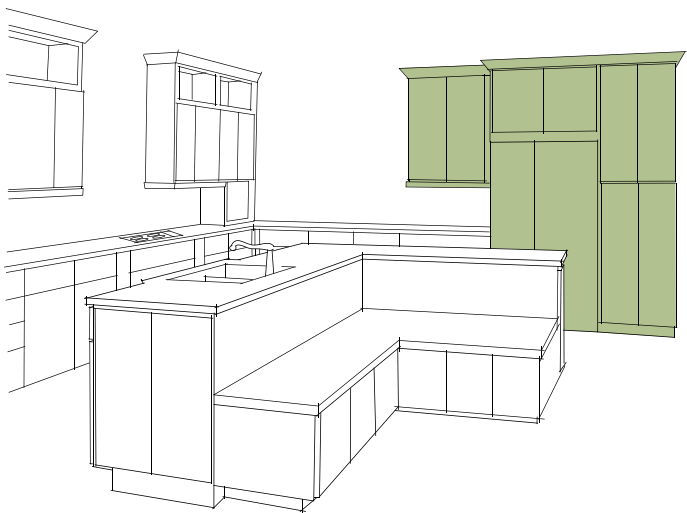
**Cleaning Zone** - Simplify your life. The dishwashing area can be organized with easy access to adjacent trash, recycling, and cleaning products.



Elements® creates a perfectly zoned kitchen which simplifies the daily and ever important task of meal preparation and clean up. This allows you more time to do what matters most: spending time and connecting with your family and friends.



# FOOD STORAGE



With Elements® Food Storage solutions, all your food is easy to view and access. Comprised of pantries, pull-out shelves, and lazy susans, locate this zone near your microwave and eating area to ensure convenient and happy snack times.




**PCSK36**  
Pantry cabinet swing-out shelves  
(Fits UC3624, UC3624x90 and UC3624x96)

**PCDS36**  
Pantry cabinet door shelves  
(Fits UC3624, UC3624x90 and UC3624x96)

## PANTRY CABINET SWING OUT SHELF KIT

Refer to Specification Guide & Price Book fo more details.



**PC2424**  
Pantry cabinet with  
(4) pull-out shelf trays

## BUTT DOOR PANTRY CABINETS

Refer to Specification Guide & Price Book fo more details.

# FOOD STORAGE



- 5WB20918CR** ●● (Fits B12x21)
- 5WB21218CR** ●● (Fits B15x21)
- 5WB21222CR** ●● (Fits B15 and BA15)
- 5WB21522CR** ●● (Fits B18 and BA18)
- 5WB21822CR** ●● (Fits B21 and BA21)
- 5WB22122CR** ●● (Fits B24 and BA24)

## DOUBLE CHROME BASKETS

This Double Wire Basket features full-extension ball bearing slides and heavy-duty chrome plated baskets. Installation is simple as well: mount the bottom basket to the floor of your cabinet, then attach the upper basket using the back of the cabinet and face frame. The 5WB Series is available in 18" or 22" slides and a variety of widths to fit many different applications. Pictured as 2 sets.



- 54806CR (Chrome)** ●● Two-tier chrome base organizer  
5 1/2" w x 19 3/4" d x 19 1/2" h  
(Fits B09)

## TWO-TIER BASE ORGANIZER

Keep 2 liter bottles stored in this easy-to-reach base pull-out. The 54806 base organizer is designed for base 9" cabinets and features universal brackets for right or left hand mounting, ball bearing slides and a door mountable chrome frame.



- 54806 (White)** ●● Two-tier white wire base organizer  
5-1/2" w x 19-7/8" d x 19-1/2" h  
(Fits B09)

## TWO-TIER BASE ORGANIZER



- 5WB10918CR** ●● (Fits B12x21 or larger)
- 5WB11218CR** ●● (Fits B15x21 or larger)
- 5WB11222CR** ●● (Fits B15, BA15 or larger)
- 5WB11522CR** ●● (Fits B18, BA18 or larger)
- 5WB11822CR** ●● (Fits B21, BA21 or larger)
- 5WB12122CR** ●● (Fits B24, BA24 or larger)

## SINGLE CHROME BASKETS

This is another ideal product for organizing your valuable pots, pans, and other bulky items. The 5WB Series Chrome Baskets feature full-extension ball bearing slides, heavy-duty chrome plated frames, and are easy to install (only four screws). The 5WB Series is available in 18" or 22" slides and a variety of widths to fit many different applications.



- 4WV15L**  
14-5/8" W Max  
12-7/8" W Min x 21-1/4" D x  
7-3/8" H  
(Fits B15 or BA15)
- 4WV18L**  
17-5/8" W Max  
15-7/8" W Min x 21-1/4" D x  
7-3/8" H  
(Fits B18 or BA18)

## PULL-OUT RATTAN BASKETS

Our rattan baskets with birch frames add a European look to your cabinets while storing fresh fruits and vegetables. These charming baskets are available in two sizes designed for base 15 and base 18 cabinets. The 4WV15L and the 4WV18L are sold individually and include one basket, two side mount rails, and one plastic liner.



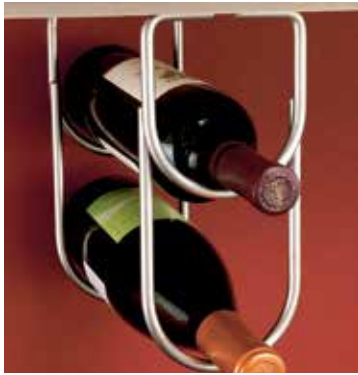
- 4WB141952**  
14-1/2" W x 19-1/4" D x  
11-1/4" H  
(Fits B18 and BA18)
  - 4WB172352**  
17-1/2" W x 22-3/4" D x  
11-1/4" H  
(Fits B21 and BA21)
- Only 1 basket per base cabinet.

## STATIC RATTAN BASKETS/CLOTH LINER

Increase functionality while enhancing kitchen design with these Static Rattan Baskets. Attractive and convenient, the various basket sizes offer endless storage options and feature 100% cotton off-white cloth liners.



# FOOD STORAGE



### 3250SN (Satin Nickel)

Double bottle rack  
4 1/4" W x 9" T x 5/8" thick

### 3250CR (Chrome)

Double bottle rack  
4 1/4" w x 9" t x 5/8" thick

### 3250BR (Brass)

Double bottle rack  
4 1/4" w x 9" t x 5/8" thick

(Satin Nickel shown)

## WINE RACKS

This entire collection provides both durability and elegance, featuring heavy gauge wire construction and a hidden mounting plate. Easy to install, the under cabinet wine bottle racks are ideal for showcasing wine collections.



### 4WLS88235570 ●

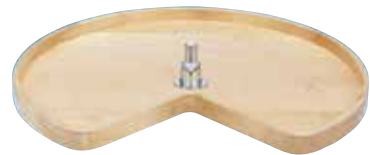
15" Opening  
35" Shelf Set with Hardware  
(Fits BLB42/45 or larger)

### 4WLS88238570 ●

18" Opening  
38" Shelf Set with Hardware  
(Fits BLB45/48 or larger)

## WOOD HALF MOON LAZY SUSANS

This beautiful Wood Half Moon Lazy Susan blind corner cabinet solution is made of a 5/8" thick high-density multi-plywood tray and 1" high solid wood rim that's protected with a UV-cured clear coat finish. Pre-drilled for hardware, the two shelf system features pivot and pull slides that are adaptable to left or right hand cabinet applications.



### 4WLS4212452

Kidney shaped Rev-A-Tray  
24" diameter  
(Fits BSQC36)



### 4WLS0211852

18" diameter  
(Fits CW2430, CW2436 and  
CW2442)

### 4WLS0212052

20" diameter  
(Fits CW2730, CW2736 and  
CW2742)



### 4WLS00118B52

18" diameter  
(Fits CW2430, CW2436 and  
CW2442)  
Installs on top of adjustable  
shelves.

### 4WLS00120B52

20" diameter  
(Fits CW2730, CW2736 and  
CW2742)  
Installs on top of adjustable  
shelves.

## WOOD CLASSIC SERIES KIDNEY LAZY SUSANS

This Kidney Lazy Susan offers the beauty of maple without the worries of warping and splitting. It is made with a 5/8" thick high-density multi-ply tray and 1" high solid wood rim that's protected with a UV-cured clear coat finish.

## WOOD FULL CIRCLE SHELF

The 4WLS Series features our durable 1" chrome plated diameter shaft system with independent rotating hardware and a telescoping shaft accommodating heights from 26"-32".

## WOOD FULL CIRCLE SHELF

Wood Classic Full Circle Lazy Susans offer the beauty of maple without the worries of warping and splitting. This durable wood shelf is made with a 5/8" thick high-density multi-plywood shelf with a 1" high solid wood rim and it protected with a UV-cured clear coat finish.

# FOOD STORAGE



2 SHELF FULL CIRCLE LAZY SUSAN WITH INDEPENDENT ROTATING HARDWARE

**4WLS0721852**

18" diameter  
(Fits CW2430 and CW2436)

**4WLS0722052**

20" diameter  
(Fits CW2730 and CW2736)



3 SHELF FULL CIRCLE LAZY SUSAN WITH INDEPENDENT ROTATING HARDWARE

**4WLS07318536**

18" diameter  
(Fits CW2442)

**4WLS07320536**

20" diameter  
(Fits CW2742)

## WOOD CLASSIC SERIES FULL CIRCLE LAZY SUSANS

These Full Circle Lazy Susans offer the beauty of maple without the worries of warping and splitting. This durable wood shelf is made with a 5/8" thick high-density multi-plywood tray and a 1" high solid wood rim that's protected with a UV-cured clear coat finish. Trays are available in 18" & 20" diameters and can be purchased individually with or without hardware, or in sets. The 4WLS Series hardware features our durable 1" chrome plated diameter shaft system with independent rotating hardware and a telescoping shaft accommodating heights from 26"-32".

## WOOD D-SHAPED LAZY SUSANS

Wood Classic D-Shaped Lazy Susans offer the beauty of maple without the worries of warping and splitting. Two-tray wood shelf sets are made with a 5/8" thick high-density multi-plywood tray and 1" high solid wood rim that's protected with a UV-cured clear coat finish.



**4WLS20120BS52**

Swivel Bearing with Stop Attached to Shelf  
20" diameter  
(Fits CW2730, CW2736 and CW2742)  
Installs on top of adjustable shelves.

**4WLS2212052**

Single Shelf Set  
20" diameter  
(Fits CW2730 and CW2736)

**4WLS2722052**

2 Shelf Set  
20" diameter  
(Fits CW2730 and CW2736)

**4WLS27320536**

3 Shelf Set with Longer Post  
20" diameter  
(Fits CW2742)



**68823117570 (Metallic)** ●

BLB42/45  
2 Shelf Pivot and Slide  
13-1/4" (337mm) Minimum Opening  
(Fits BLB42/25 or larger)

**68823317570 (Metallic)** ●

BLB45/48  
2 Shelf Pivot and Slide  
16-1/8" (410mm) Minimum Opening  
(Fits BLB45/48 or larger)

**68823917570 (Metallic)** ●

BLB48/51  
2 Shelf Pivot and Slide  
19-1/4" (489mm) Minimum Opening  
(Fits BLB48/51 or larger)



**68823111570 (White)** ●

BLB42/45  
2 Shelf Pivot and Slide  
13-1/4" (337mm) Minimum Opening  
(Fits BLB42/25 or larger)

**68823311570 (White)** ●

BLB45/48  
2 Shelf Pivot and Slide  
16-1/8" (410mm) Minimum Opening  
(Fits BLB45/48 or larger)

**68823911570 (White)** ●

BLB48/51  
2 Shelf Pivot and Slide  
19-1/4" (489mm) Minimum Opening  
(Fits BLB48/51 or larger)

## POLYMER HALF-MOON LAZY SUSANS

Every blind corner base cabinet can become functional with this Half Moon Shelf System available in three minimum opening sizes: 13-1/4", 16-1/8", and 19-1/4". The Half Moon Series includes standard and 90-degree hinge euro brackets and chrome-plated shaft and mounting brackets to help distribute the weight from the cabinet wall to the floor of the cabinet. In addition, the color coated shelf supports match the shelf and provide maximum deflection support.



# FOOD STORAGE



**7012201152**  
2 Shelf Set  
20" diameter  
(Fits CW2730 and CW2736)



**70132011526**  
3 Shelf Set  
20" diameter  
(Fits CW2742)



**6012181152**  
2 Shelf Set, 18" (457mm) diameter  
(Fits CW2430, CW2436 & CW2442)

**6012201152**  
2 Shelf Set, 20" (510mm) diameter  
(Fits CW2730, CW2736 & CW2742)

**60131811526**  
3 Shelf Set, 18" (457mm) diameter  
(Fits CW2430, CW2436 & CW2442)

**60132011526**  
3 Shelf Set, 20" (510mm) diameter  
(Fits CW2730, CW2736 & CW2742)

## POLYMER D-SHAPED LAZY SUSANS

For dependently rotating D-Shape Lazy Susans, we have a two-tray and three-tray polymer set available in a 20" diameter.


## POLYMER FULL ROUND LAZY SUSANS

With dependently rotating shelves, the polymer full circle sets feature a 3/4" chrome plated diameter shaft system for absolute durability. The 6012 Series is a two-tray shelf set available in 18", 20" diameters with a telescoping shaft accommodating heights from 24"-31". The 6013 Series is a three-tray shelf set available with an 18" and 20" diameter with a telescoping shaft accommodating heights from 38"-46".



**5LSF018CR (Full Circle)**  
18" diameter

**5LSF020CR (Full Circle)**  
20" diameter



**5LSF424CR (Kidney Shaped)**  
24" diameter

(FENCE RAIL ONLY. For field installation onto trays.)

## CHROME FENCE RAILS FOR LAZY SUSANS

Enhance your wood or polymer Lazy Susan with these Chrome Fence Railings. Adding that touch of class, our full circle chrome fence rails are available in 18" or 20" diameter, and our kidney shaped chrome fence rails are available in 24" diameter.



**6221201152**  
Single Tray, White  
20" (510mm) diameter  
(Fits CW2730, CW2736 & CW2742)

## POLYMER D-SHAPE LAZY SUSAN

For maximum space utilization in diagonal wall and base cabinets, we offer D-Shape Lazy Susans with independently rotating hardware.



**6421241152**  
White Tray with Hardware  
24" (610mm) diameter  
(Fits BSQC36)

**6421241752**  
Silver Tray with Hardware  
24" (610mm) diameter  
(Fits BSQC36)

## POLYMER KIDNEY LAZY SUSANS

The 6421 Series is a single-tray shelf with a 5" post and pivot chrome plated hardware set for a smooth and finished look. The single-tray is made of double wall polymer and sturdy rib construction for maximum strength.

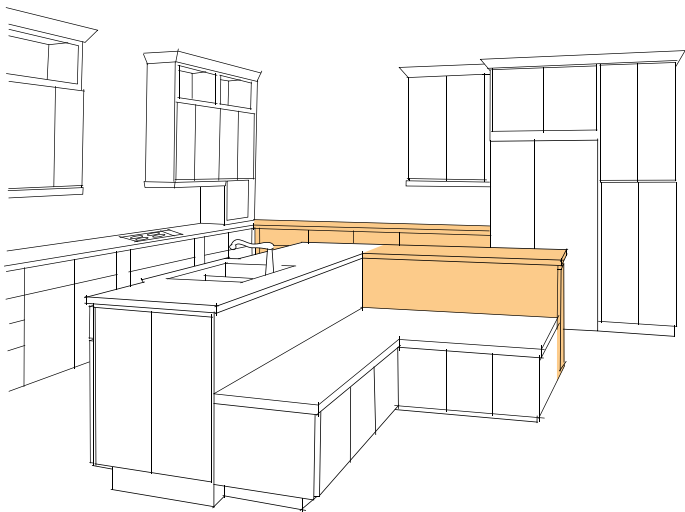


# FOOD STORAGE





# PREP ZONE



Create restaurant like efficiency by keeping all your essential tools close at hand in the Prep Zone. Cutting boards, knives, spices, and small appliances can all find a home with Elements® Prep Zone solutions.

For maximum efficiency, the Prep Zone should be adjacent to the Cooking Zone. Proximity to the Food Storage and Cleaning Zone areas would be convenient as well.



- 4SDI15RARM** ●  
(Fits B15 standard drawer)
- 4SDI18RARM** ●  
(Fits B18 standard drawer)
- 4SDI21RARM** ●  
(Fits B21 standard drawer)
- 4SDI24RARM** ●  
(Fits B24 standard drawer)
- 4SDI15MARM** ●  
(Fits B15 dovetail drawer)
- 4SDI18MARM** ●  
(Fits B18 dovetail drawer)
- 4SDI21MARM** ●  
(Fits B21 dovetail drawer)
- 4SDI24MARM** ●  
(Fits B24 dovetail drawer)

## SPICE DRAWER INSERT

Keep spices conveniently stored in a drawer by the stove with this Spice Drawer Insert. With a tiered configuration for total organization and easy access, the birch/maple hardwood spice drawer inserts are coated with a UV-Cured clear finish that ensures a suitable match to any cabinet.



- 4SR15** ●  
9-5/8" W x 3-1/8" D x 21-1/2" H  
(Fits W1530, W1536 and W1542)
- 4SR18** ●  
12-5/8" W x 3-1/8" D x 21-1/2" H  
(Fits W1830, W1836 and W1842)
- 4SR21** ●  
15-5/8" W x 3-1/8" D x 21-1/2" H  
(Fits W2130, W2136 and W2142)

## DOOR MOUNT SPICE RACK

Maintain shelf space and keep spices reachable in this Wood Classic Door Mount Spice Rack. Made of attractive birch/maple hardwood, this storage saver is available for Wall 15, 18, and 21 cabinets. The 4SR Series features a UV-Cured clear finish that ensures an acceptable match to most cabinets and easily installs with just four screws.



- 565852** ●  
7-7/8" W x 4-1/8" D x 21-3/8" H  
(Fits W1230, W1236 and W1242)
- 5651052** ●  
10-5/8" W x 4-1/8" D x 21-3/8" H  
(Fits W1530, W1536 and W1542)
- 5651452** ●  
13-5/8" W x 4-1/8" D x 21-3/8" H  
(Fits W1830, W1836 and W1842)

## 565 SERIES • DOOR MOUNT SPICE RACK

Save space on the shelf by storing spices and canned goods on the Door Mount Spice Rack. Available in 3 different widths and features 3 small tiers to hold spices and 1 larger tier that can accommodate canned goods. Made of heavy-gauge white wire and installs easily with just 4 screws.



- SPT15S (Silver)** ●  
(Fits B15)
- SPT18S (Silver)** ●  
(Fits B18)
- SPT21S (Silver)** ●  
(Fits B21)
- SPT24S (Silver)** ●  
(Fits B24)



- SPT15 (White)** ●  
(Fits B15)
- SPT18 (White)** ●  
(Fits B18)
- SPT21 (White)** ●  
(Fits B21)
- SPT24 (White)** ●  
(Fits B24)



- 4KCB18**  
14-1/2" W x 22-3/4" D x 4-3/4" H  
(Fits all Base and DB Drawers on 18" wide cabinet)
- 4KCB21**  
17-1/2" W x 22-3/4" D x 4-3/4" H  
(Fits all Base and DB Drawers on 21" wide cabinet)
- 4KCB24**  
20-1/2" W x 22-3/4" D x 4-3/4" H  
(Fits all Base and DB Drawers on 24" wide cabinet)

## GLOSSY SPICE TRAYS

Keep spices conveniently stored in a drawer by the stove with these Universal Spice Trays. With a tiered configuration for total organization and easy access, these trays are available in either metallic, silver, or white.

## COMBINATION KNIFE HOLDER/CUTTING BOARD

This state-of-the-art combination knife holder/cutting board system glides on full-extension ball bearing slides and is designed for base 18, 21 and 24 cabinets. The RS4KCB Series features a removable mineral oil treated cutting board and 3 divided sections including a unique 7-slot knife holder compartment. Simply attach the drawer front to the 4KCB for a convenient and user-friendly organizer.



- 4WKB15ARM** ●  
(Fits B15 standard drawer)
- 4WKB18ARM** ●  
(Fits B18 standard drawer)
- 4WKB21ARM** ●  
(Fits B21 standard drawer)
- 4WKB24ARM** ●  
(Fits B24 standard drawer)
- 4WKB15MARM** ●  
(Fits B15 dovetail drawer)
- 4WKB18MARM** ●  
(Fits B18 dovetail drawer)
- 4WKB21MARM** ●  
(Fits B21 dovetail drawer)
- 4WKB24MARM** ●  
(Fits B24 dovetail drawer)

## KNIFE BLOCK FOR CABINET DRAWER

Wood Classics Knife Block for Drawers is made of classic birch/maple hardwood with a UV-cured clear finish.



- 4WUTKB27ARM** ●  
(Fits B27BD standard drawer)
- 4WUTKB30ARM** ●  
(Fits B30BD & DB30 standard drawer)
- 4WUTKB33ARM** ●  
(Fits B33BD standard drawer)
- 4WUTKB36ARM** ●  
(Fits DB36 standard drawer)
- 4WUTKB27MARM** ●  
(Fits B27BD dovetail drawer)
- 4WUTKB30MARM** ●  
(Fits B30BD & DB30 dovetail drawer)
- 4WUTKB33MARM** ●  
(Fits B33BD dovetail drawer)
- 4WUTKB36MARM** ●  
(Fits DB36 dovetail drawer)

## UTILITY TRAY/KNIFE BLOCK COMBINATION FOR CABINET DRAWER

Wood Classics Utility Tray & Knife Block insert is made of classic birch/maple hardwood with a UV-cured clear coat.



- 4WUT15ARM** ●  
(Fits B15 standard drawer)
- 4WUT18ARM** ●  
(Fits B18 standard drawer)
- 4WUT21ARM** ●  
(Fits B21 standard drawer)
- 4WUT24ARM** ●  
(Fits B24 standard drawer)
- 4WUT15MARM** ●  
(Fits B15 dovetail drawer)
- 4WUT18MARM** ●  
(Fits B18 dovetail drawer)
- 4WUT21MARM** ●  
(Fits B21 dovetail drawer)
- 4WUT24MARM** ●  
(Fits B24 dovetail drawer)

## UTILITY TRAY DRAWER INSERT

Organize kitchen drawers with this Utility Tray insert made of our classic birch/maple hardwood with a UV-cured clear finish to ensure an acceptable match to any kitchen cabinet. This modern day clutter solution requires a simple drop-in installation.



# PREP ZONE



**4DMCB15**  
9-1/2" W x 3" D x 16-7/8" H  
(Fits B15, BA15 and SB30 or larger)

**4DMCB18**  
12-1/2" W x 3" D x 16-7/8" H  
(Fits B18, BA18 and SB36 or larger)

## DOOR MOUNT CUTTING BOARD

Quality and durability is what you'll notice about the Door Mount Cutting Board. The birch/maple hardwood cutting board is mineral oil treated and the support racks are coated with a UV-cured clear finish that ensures an exceptional match to the interior of any cabinet.



**444WC5SS** ●●●  
Wall cabinet with stainless steel panel  
5" w x 10 3/4" d x 27 7/8" h  
(Fits W0930, W0936 or W0942) wood

## WALL FILLER PULL-OUT SHELF

Functional and organized wall cabinets are now possible with the 444 series. Designed for wall 9 cabinets, this pull-out features birch/maple wood construction with chrome accents, a stainless steel panel, and an array of included hooks for you to customize your organization.



A variety of sizes are available.

PULL-OUT SHELF TRAYS (ST) available in all sizes  
Refer to Specification Guide and Price Book for more details.

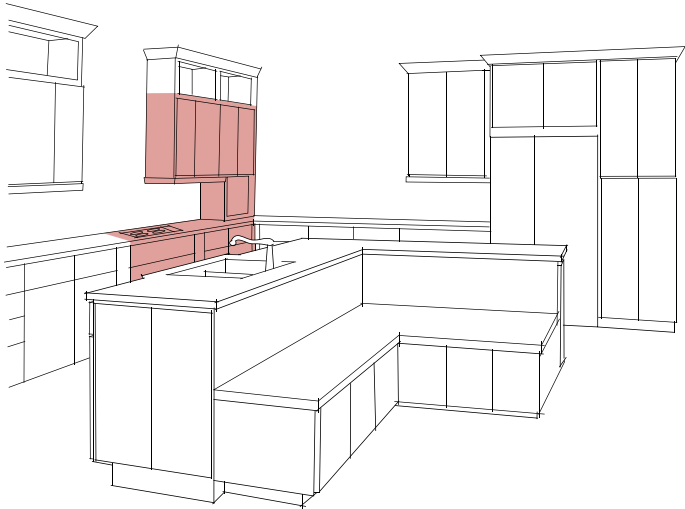


DELUXE SHELF TRAYS (DST) available in all sizes  
Refer to Specification Guide and Price Book for more details.





# COOKING ZONE



Celebrate the convenience of everyday efficiency with a dedicated Cooking Zone in your kitchen. Imagine cookware, utensils, and ingredients all within easy reach. Elements® solutions include several options to create a perfect area in your kitchen to make cooking a pleasure.

Use Elements® products around the cooktop and ovens. When designing your perfect Cooking Zone, make sure you have adequate countertop space around your cooktop. Enhance your Cooking Zone efficiency by ensuring proximity to a sink and the Preparation Zone.



### 434BF3SS

3" filler organizer  
3" W x 23" D x 30" H

### 434BF6SS

6" filler organizer  
6" W x 23" D x 30" H

(Use with CCUF3S or CCUF6S.  
For full overlay, use with OBF3  
or OBF6. Must order separately.)



### 432BF3CARM

3" filler organizer  
3" W x 23" D x 30" H

### 432BF6CARM

6" filler organizer  
6" W x 23" D x 30" H

(Use with CCUF3S or CCUF6S.  
For full overlay, use with OBF3  
or OBF6. Must order separately.)



### 448BC5C

Base Organizer  
5" W x 22.47" D x 25.48" H  
(Fits B09)

## BASE CABINET FILLERS

Create a functional storage space behind those decorative panels with the new base filler cabinet. We didn't just create another organizer...we created a whole cabinet that transforms decorative filler into useful storage pull-outs. The 434BF3SS and 434BF6SS feature ball bearing slides, black accessory hooks and pegs, and stainless steel panels that provide endless customization options. The 432BF3CARM and 432BF6CARM feature adjustable shelves with chrome rails, full-extension ball bearing slides, and our three slide design.

## PULL-OUT BASE ORGANIZER

Designed for full-height base cabinets, these beautiful wood pull-outs now feature adjustable shelves with chrome accents. The new and approved 448 Series also includes our technologically advanced slides that minimize any side-to-side motion and provide complete stability when pulled out of the cabinet.

Can be used in other zones: ● Food Storage ● Prep Zone ● Cleaning Zone



## **448WC5C** ◆

5" W x 10-3/4" D x 26-1/4" H  
(Fits W930, W936 and W942)

## **448WC8C** ◆

8" W x 10-3/4" D x 26-1/4" H  
(Fits W1230, W1236 and W1242)

(W1242 shown)

### PULL-OUT SHELVING SYSTEM

The 448 Series features "tri-slides" for complete stability and adjustable door mount brackets providing up to 5 inches of flexibility for trouble-free installation on any door style. This unique storage solution includes 3 adjustable shelves and offers up to 5 surface areas by utilizing the top of the unit to provide another shelf for taller 36" or 42" applications.



## **59712CR52 (Chrome)**

12" H  
(Fits all Base, BA and UC cabinets)

## **59718CR52 (Chrome)**

18" H  
(Fits all Base, BA, UCx90 and UCx96 cabinets)

## **5971252 (White)**

12" H  
(Fits all Base, BA and UC cabinets)

## **5971852 (White)**

18" H  
(Fits all Base, BA, UCx90 and UCx96 cabinets)

### CHROME TRAY DIVIDERS

Our chrome tray dividers are a perfect organizer for your large baking sheets, serving dishes, cake pans, and more. The dividers are available in two height sizes, are 20" deep, and include gray polymer clips. Also available in white wire finish with white polymer clips.



### TIP:

Using a combination of products from our Cooking Zone, you can create an area that inspires creativity and makes cooking fun again.





# TABLEWARE STORAGE



Accommodate everything with custom designed storage for all of your tableware. China, glasses, utensils, and linens are organized for accessibility and convenience with the Elements® Tableware Storage solutions.

A convenient location for this zone would be near the Cooking Zone so you can plate up your delicious meals. Proximity to the Cleaning Zone will make dishwasher unloading quick and easy.



- 4WCTUT27RARM** ●  
(Fits B27BD standard drawer)
- 4WCTUT30RARM** ●  
(Fits B30BD or DB30 standard drawer)
- 4WCTUT33RARM** ●  
(Fits B33BD standard drawer)
- 4WCTUT36RARM** ●  
(Fits DB36 standard drawer)
- 4WCTUT27MARM** ●  
(Fits B27BD dovetail drawer)
- 4WCTUT30MARM** ●  
(Fits B30BD or DB30 dovetail drawer)
- 4WCTUT33MARM** ●  
(Fits B33BD dovetail drawer)
- 4WCTUT36MARM** ●  
(Fits DB36 dovetail drawer)

## CUTLERY/UTILITY TRAY COMBINATION INSERT

Wood Classics Combination Cutlery and Utility Tray is made of classic birch/maple hardwood with UV-cured clear finish.



- 4WCT15RARM** ●  
(Fits B15 standard drawer)
- 4WCT18RARM** ●  
(Fits B18 standard drawer)
- 4WCT21RARM** ●  
(Fits B21 standard drawer)
- 4WCT24RARM** ●  
(Fits B24 standard drawer)
- 4WCT15MARM** ●  
(Fits B15 dovetail drawer)
- 4WCT18MARM** ●  
(Fits B18 dovetail drawer)
- 4WCT21MARM** ●  
(Fits B21 dovetail drawer)
- 4WCT24MARM** ●  
(Fits B24 dovetail drawer)

## CUTLERY TRAY DRAWER INSERT

Organize kitchen drawers with this Cutlery Tray insert made of classic birch/maple hardwood with a UV-cured clear finish to ensure an acceptable match to any kitchen cabinet. This modern day clutter solution requires a simple drop-in installation.



- UT15** ●  
White Utility Tray  
10-11/16" W x 19-3/4" D  
(Fits B15)
- UT21** ●  
White Utility Tray  
16-11/16" W x 19-3/4" D  
(Fits B21)
- UT24** ●  
White Utility Tray  
19-11/16" W x 19-3/4" D  
(Fits B24)

## GLOSSY UTILITY TRAYS

Arrange utensils in the kitchen drawer with these Utility Trays. The UT Series is white and available in three different sizes. The rubberized polystyrene allows easy trimming for a perfect fit to any drawer.



# TABLE STORAGE



**RT15**  
Rolling Double Tray  
10-11/16" W x 19-3/4" D  
(Fits B15)



**RT18**  
Rolling Double Tray  
13-11/16" W x 19-3/4" D  
(Fits B18)

**RT21**  
Rolling Double Tray  
16-11/16" W x 19-3/4" D  
(Fits B21)

**RT24**  
Rolling Double Tray  
19-11/16" W x 19-3/4" D  
(Fits B24)

## ROLLING DOUBLE CUTLERY TRAYS

Increase space in kitchen drawers with this unique Rolling Tray System. This versatile two-tier set is available in a wide selection of sizes and can be trimmed to accommodate any drawer dimension.



**CT15S (Silver)**  
(Fits B15)

**CT18S (Silver)**  
(Fits B18)

**CT21S (Silver)**  
(Fits B21)

**CT24S (Silver)**  
(Fits B24)



**CT15 (White)**  
(Fits B15)

**CT18 (White)**  
(Fits B18)

**CT21 (White)**  
(Fits B21)

**CT24 (White)**  
(Fits B24)

## GLOSSY CUTLERY TRAYS

Get rid of cluttered drawers with these Cutlery Trays. The GC Series is available in four different sizes, and either white or metallic silver. The rubberized polystyrene allows easy trimming for a perfect fit to any drawer.



**SPD24CR**  
Pull-down shelving system  
min. opening  
20 1/4" W x 10 1/2" D x 18 5/16" H  
(Fits W2430 and W2430BD)  
metal/chrome

## PREMIERE PULL-DOWN SHELVING SYSTEM

The Pull-Down Unit is a chrome-plated two-tier pull-down shelf that brings hard-to-reach items down 10" while pulling out 14 3/4" from the cabinet. This functional pull-out features a unique gas-assisted lifting/lowering mechanism that provides unparalleled stability through the entire range of motion.



# TABLEWARE STORAGE



**552715CR** ●●●  
14-1/2" W x 22" D x 19-1/4" H  
(Fits B18 or BA18)

**552721CR** ●●●  
20-1/2" W x 22" D x 22-3/4" H  
(Fits B24 or BA24)

## PREMIERE 2-SHELF CHROME BASKETS

Designed for base 18 and 24 cabinets, this storage saver has 4 wire rings in the bottom basket that holds 2 liters snugly in place. The 5527 features 2 chrome baskets, bottom mount brackets, aluminum full-extension soft-closing slides, and adjustable door mounting brackets. Add a 5345DMKIT52 for use with these products.



**549815CR** ●●●  
14-1/2" W x 22" D x 10" H  
(Fits B18, BA18 and SB36 or larger)

**549821CR** ●●●  
20-1/2" W x 22" D x 10" H  
(Fits B24, BA24 and SB48)

## PREMIERE BOTTOM MOUNT BASKETS

There's no need to fumble around those bottom kitchen cabinets any longer thanks to the Premiere Bottom Mount Chrome Basket. Open the cabinet and the pull-out basket smoothly slides out for spacious storage of any kitchen item. Better yet, attach the chrome pull-out basket to the cabinet door for an easy one-step process. The 5498 Series features aluminum full-extension soft-closing slides with spring loaded self-closing ability. Add a 5345DMKIT52 for use with these products.



**5DIVCR**  
21-1/4" L x 1/4" diameter  
chrome cut-to-size

## CHROME DIVIDERS

Customize your Premiere basket with chrome dividers. The 5-DIV Series can be cut to fit numerous applications to form subdivided compartments. The Chrome Basket Dividers include 5 arms and 10 fastening clips for the following Premiere Cabinet Accessories: 5498 Series and 5527 Series.



**539021CR**  
20-1/8" W x 22" D x 7" H  
(Fits DB24 bottom deep drawer only)

## DINNERWARE ORGANIZER

Keep dishes safe and easily accessible with this Dinnerware Organizer. This beautiful Italian design features heavy-duty chrome wire coated in Crominox™, a transparent epoxy that provides a protective barrier between the chrome wire and the stored items while reducing the clanging noise normally associated with metal baskets.



**315011SN (Satin Nickel)**  
11" stemware holder  
4 1/4" W x 11" D x 1 1/2" T

**315011CR (Chrome)**  
11" stemware holder  
4 1/4" w x 11" d x 1 1/2" t

**315011BR (Brass)**  
11" stemware holder  
4 1/4" w x 11" d x 1 1/2" t

(Satin Nickel shown)

## 11" STEMWARE HOLDER

The entire collection has been redesigned to provide both durability and elegance, featuring heavy gauge wire construction and a hidden mounting plate. Easy to install, the under cabinet stemware racks are ideal for showcasing glass collections.



**345011SN (Satin Nickel)**  
11" Quad stemware holder  
17" w x 11" d x 1 1/2" t

**345011CR (Chrome)**  
11" Quad stemware holder  
17" w x 11" d x 1 1/2" t

**345011BR (Brass)**  
11" Quad stemware holder  
17" w x 11" d x 1 1/2" t

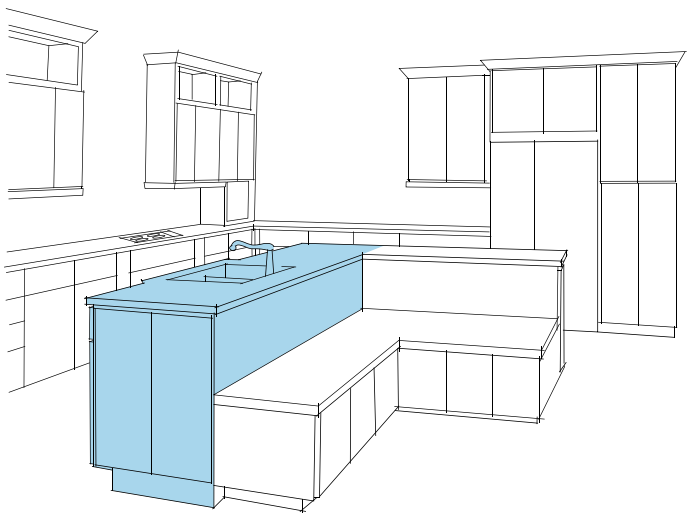
(Satin Nickel shown)

# TABLE STORAGE





# CLEANING ZONE



Make clean up a breeze with a well designed Cleaning Zone centered around your kitchen sink. From pull out storage for cleaning items and dish towels to waste containers and recycling centers, Elements® Cleaning Zone solutions simplify your life and make the most of your time.

Add efficiency to your Cleaning Zone by designing it in proximity to your Cooking, Storage, and Tableware Zones so dirty dishes from cooking go right to clean up and clean dishes from the dishwasher can be easily stored away.



- 533012CR** ● ●  
11-1/8" W x 22" D x 4-3/4" H  
(Fits B15 or BA15)
- 533015CR** ● ●  
14-1/8" W x 22" D x 4-3/4" H  
(Fits B18 or BA18)
- 533021CR** ● ●  
20-1/8" W x 22" D x 4-3/4" H  
(Fits B24 or BA24)

## PREMIERE CHROME PULL-OUT BASKETS

The essential cabinet organizer, this Chrome Pull-Out Basket combines convenience, organization, and class into one trouble-free accessory. The 5330 Series is available in 3 sizes and features full-extension Quadro soft-closing slides with side and bottom mount brackets and adjustable door mount brackets.



- 4SBSU15**  
10-1/2" W x 5" D x 18-1/2" H  
(Fits SB30 or larger)
- 4SBSU18**  
13-1/2" W x 5" D x 18-1/2" H  
(Fits SB36 or larger)
- 4SBSU21**  
16-1/2" W x 5" D x 18-1/2" H  
(Fits SB42 or larger)

## SINK BASE DOOR STORAGE

Store cleaning supplies in a convenient spot under the sink with this Wood Sink Base Door Storage Organizer. The 4SBSU Series is made of our classic birch/maple hardwood with a UV-cured clear finish to ensure an acceptable match to any cabinet. This handy stow-away is available in 3 sizes for sink base 30, 36, & 42 and features a polymer tray on the top shelf with new adjustable door mount brackets that provide installation flexibility up to 5".



- 42311452**  
14" wood door storage tray with screw in clips  
13 3/4" W x 4 1/4" D x 3 5/8" H  
wood  
(Fits SB36 or larger)
- 42312052**  
20" wood door storage tray with screw in clips  
19 3/4" W x 4 1/4" D x 3 5/8" H  
wood  
(Fits SB45 or larger)

## WOOD DOOR STORAGE TRAY

These wood storage trays are ideal for any of your storage needs. The 14" and 20" width trays feature a sleek design constructed of beautiful birch/maple with chrome accents.



**56347C (Chrome)**  
5" W x 17-3/4" D x 1-1/4" H  
(Fits all sink base cabinets)

**56347 (White)**  
5" W x 17-3/4" D x 1-1/4" H  
(Fits all sink base cabinets)

## 563 SERIES • TOWEL BAR

Store dish towels where you need them, right under the kitchen sink. This Pull-Out Towel Bar is the perfect example of user-friendly with 3 prongs that slide out of the cabinet 12" for total convenience. This Towel Bar is available in white or chrome and features universal brackets for right or left handed mounting.



**56332C (Chrome)**  
Towel holder  
12 3/4" w x 3 1/2" d x 6 1/2" h  
(Fits SB33 or larger)

## TOWEL HOLDER

Store dish towels where you need them, right under the kitchen sink. Holding up to three dish towels, the 56332 towel holder is made of white wire or chrome and fastens to any cabinet door.



**56332 (White)**  
Towel holder  
12 3/4" w x 3 1/2" d x 6 1/2" h  
(Fits SB33 or larger)



**6232081752 (Silver)**  
7-7/8" W x 4-1/4" D x 3-9/16" H  
(Fits all sink base cabinets)

**6232141752 (Silver)**  
13-3/4" W x 4-1/4" D x 3-9/16" H  
(Fits SB36 or larger)

**6232081152 (White)**  
7-7/8" W x 4-1/4" D x 3-9/16" H  
(Fits all sink base cabinets)

**6232141152 (White)**  
13-3/4" W x 4-1/4" D x 3-9/16" H  
(Fits SB36 or larger)

## DOOR STORAGE SHELF KITS

Expand cabinet space with the handy Door Storage Shelf set. The 6232 Series Shelf Kits come in 8" and 14" sets containing 2 shelves and screw-in clips. Available in white or metallic silver. Use 623226452852 aluminum standards.



**6235201152**  
Tray with screw-in clips  
19 3/4" w x 4 1/4" d x 3 9/16" h  
polymer  
(Fits SB48)

## POLYMER DOOR STORAGE TRAY

Expand cabinet space with the handy Door Storage Tray set. This space saver is easy to install with screw-in clips or mount the trays to 24" or 58" standards with tray clips. Five tray set with clips.



**54810**  
Sink base organizer  
9 3/4" w x 16" d x 18" h  
white wire  
(Fits all sink base cabinets)

## PULL-OUT ORGANIZERS

Attain optimum storage and accessibility for items kept under the kitchen sink with the sink base organizer. The 54810 is designed to fit around most plumbing applications and features a sturdy white wire construction, universal brackets for right or left hand mounting, and ball bearing slides.



# CLEANING ZONE

**65411152**

11 1/4" stainless steel slim line tip-out tray  
11 1/4" W x 1 11/16" D x 3" H stainless steel  
(Fits SB30, SB33, must order 2 trays)

**65411452**

14 1/4" stainless steel slim line tip-out tray  
14 1/4" W x 1 11/16" D x 3" H stainless steel  
(Fits SB30, SB33, must order 2 trays)

### SLIM STAINLESS STEEL TIP-OUT TRAY

Perfect for hiding sponges and scouring pads out of sight yet keeping them easily accessible, the Slim Series is designed to accommodate minimum clearance for large sink applications.

**6552101152**

10" Trays White Only  
(Fits SB27)

**6572111752 (Silver)**  
**6572111152 (White)**

11" Trays  
(Fits SB30 and SB33)

**6572141752 (Silver)**  
**6572141152 (White)**

14" Trays  
(Fits SB36, SB39, SB42, and SB45)

**6552201152**

20" Trays White Only  
(Fits SB24 and SB48)

### SINK FRONT TIP-OUT TRAYS

These popular Sink Front Tip-Out Trays include one conventional open tray, one accessory tray with ring holder and soap dish, and 2 pairs of hinges. Trays are available in white or silver metallic in 11" and 14" lengths and white only in 10" and 20".

**RV12KD17CS**

Single 35 Qt. Pull-Out Waste Container with Chrome Frame and Silver 35 Qt. Container.  
10-5/8" W x 22" D x 19-1/4" H  
(Fits B15 and BA15)

### RV SERIES WASTE CONTAINER

The RV Series features a heavy-duty wire frame construction, full-extension ball bearing slides, and easy bottom mount installation with just four screws. Now available with a chrome finish frame and metallic silver waste container. These RV Series Products can easily be door mounted by using the RVDM117KIT.

**RV15KD17CS**

Double 27 Qt. Pull-Out Waste Container with Chrome Frame and Silver 27 Qt. Container.  
11-13/16" W x 22-1/4" D x 19-1/8" H  
(Fits B15 and BA15)

**RV18KD17CS**

Double 35 Qt. Pull-Out Waste Container with Chrome Frame and Silver 35 Qt. Container.  
14-3/8" W x 22" D x 19-1/4" H  
(Fits B18 and BA18)

### RV SERIES WASTE CONTAINERS

The RV Series features a heavy-duty wire frame construction, full-extension ball bearing slides, and easy bottom mount installation with just four screws. Now available with a chrome finish frame and metallic silver waste container. These RV Series Products can easily be door mounted by using the RVDM117KIT.

**RVDM17KIT**

### WASTE CONTAINER DOOR MOUNT KIT

Heavy-duty door mount kit in silver epoxy color for RV series waste containers.



**534915DM117**  
Single 35 Quarts, Silver  
10-3/4" W x 22" D x 19-1/2" H  
(Fits B15 and BA15)



**534918DM217**  
Double 35 Quarts, Silver  
14-5/8" W x 22" D x 19-1/2" H  
(Fits B18 and BA18)



**53491527DM217**  
Double 27 Quarts, Silver  
11-5/8" W x 22-3/4" D x 19-1/8" H  
(Fits B15 and BA15)

## 5349 PREMIERE SERIES PULL-OUT WASTE CONTAINERS

It's all about the smooth sliding system with the 5349 Series. This assortment of single and double polymer waste containers features heavy-duty brushed aluminum soft-closing slides that provide exceptional support and stability eliminating that side-to-side movement and a fully adjustable door mount frame.

NOTE: Not all 5349 Series waste containers will attach to solid portion on backside of door. Some doors' screws may align within the thin portion of the raised panel and will require #5345 door mount extender for maximum adjustability. It is recommended to always order #5345 door mount extender for all #5349 Series waste containers.



**RV35LID171 – Lid Only**  
35 qt waste container lid  
metallic silver, polymer

**RV50LID171 – Lid Only**  
50 qt waste container lid  
metallic silver, polymer



**RV35LID1 – Lid Only**  
35 qt waste container lid  
white, polymer

**RV50LID1 – Lid Only**  
50 qt waste container lid  
white, polymer



**RV35LIDG1 – Lid Only**  
35 qt waste container lid  
green, polymer

**RV50LIDG1 – Lid Only**  
50 qt waste container lid  
green, polymer

## 35 & 50 QUART WASTE CONTAINER LIDS

Waste container lids for 35 quart and 50 quart RV Series, 4WC Series, 4WCTM Series and 5349 Series waste containers.




# CLEANING ZONE

## 5345 PREMIERE SERIES DOOR MOUNT EXTENDER KIT 5345DMKIT52

Designed for our aluminum frame pull-outs, the door mount kit attaches to the existing door bracket for an extended mounting adjustability for any cabinet door style where previously a sub-door might have been required. The 5345DMKIT can be purchased separately and fits all 5349 Series Waste Containers. Also fits 5498 Baskets, 5527 Two Shelf Baskets and the 5590 Hamper Series.

All sold separately.



**5345DMKIT52**  
Fits all 5349 Series Waste Containers



5 width adjustments



**53681713**  
11-1/4" W x 11" D x 13-3/4" H  
(Fits all sink base cabinets)

## 5368 SERIES • WASTE CONTAINERS

An attractive waste management option for under kitchen and vanity sinks with a lavish new metallic silver finish. Stylish and convenient, the Metallic Silver Pivot-Out features a lifting mechanism that raises the lid as the cabinet door opens bringing the 13 liter container outside the cabinet for complete access.



**9WM30FC**  
20" W x 22" D x 20-3/8" H  
(Fits B24, BA24 or larger)

## 9WM SERIES • READY RECYCLER

This recycling center is the ideal waste container for the environmentally conscious. The 9WM Series is available in three color-coded 25 qt. polymer containers for plastic, glass and metal with a canvas bag for paper items. The Recycle Center comes fully assembled and features full-extension ball bearing slides and a door mountable wire frame.



**EZ30052**  
10-3/4" W x 22" D x 19-1/2" H  
(Fits B15, BA15 or larger)

## EZ SERIES • WASTE CONTAINERS

The EZ Hider is a one-of-a-kind waste management system that features a replaceable deodorizer bar and a vinyl gasket fitting that seals the container to eliminate offensive aromas. This 30 qt. container pulls out on 100# rated full-extension ball bearing slides designed to handle heavy loads and is available in white.





**534918DM2**  
Double 35 Quarts, White  
14-5/8" W x 22" D x 19-1/2" H  
(Fits B18 and BA18)



**53491527DM2**  
Double 27 Quarts, White  
11-5/8" W x 22-3/4" D x 19-1/8" H  
(Fits B15 and BA15)



**534915DM1**  
Single 35 Quarts, White  
10-3/4" W x 22" D x 19-1/2" H  
(Fits B15 and BA15)

## 5349 PREMIER SERIES PULL-OUT WASTE CONTAINERS

It's all about the smooth sliding system with the 5349 Series. This assortment of single and double polymer waste containers features heavy-duty brushed aluminum soft-closing slides that provide exceptional support and stability eliminating that side-to-side movement and a fully adjustable door mount frame.

NOTE: Not all 5349 Series waste containers will attach to solid portion on backside of door. Some doors' screws may align within the thin portion of the raised panel and will require #5345 door mount extender for maximum adjustability. It is recommended to always order #5345 door mount extender for all #5349 Series waste containers.



**4WCTM12DM1**  
Single 35 Quarts, Door Mount  
12" W x 22-1/8" D x 17-7/8" H  
(Fits B15 and BA15)



**4WCTM15DM2**  
Double 27 Quarts, Door Mount  
12" W x 22-5/8" D x 17-3/4" H  
(Fits B15 and BA15)

**4WCTM18DM2**  
Double 35 Quarts, Door Mount  
15" W x 22-1/8" D x 17-7/8" H  
(Fits B18 and BA18)



**4WCTM274**  
Four 27 Quarts, Door Mount  
24" W x 22-13/16" D x 18" H  
(Fits SB27BD and B27BD)

## 4WCTM WOOD CLASSIC SERIES TOP MOUNT WASTE CONTAINERS

The Top Mount Waste Container Series is offered in FOUR styles: 35 qt., double 27 qt., double 35 qt. or four 27 qt. All four choices come standard with solid wood construction and full-extension over-travel slides. The rear brackets are adjustable for variances in cabinet depth construction and the door mount brackets come pre-assembled with the same adjustability of the popular RV-Door Mount Kit that works on virtually any door style.



# CLEANING ZONE

## RV SERIES DOOR MOUNT KIT

All RV Series Waste Containers can be attached to the cabinet door for an easy one step process with the Heavy-Duty Door Mount Kit. This system has a six way adjustable door-mounting bracket for easy installation and simple adjustments. The RVDMKIT includes a complete set of brackets, fasteners and spacers for installation on any door style eliminating the need for a sub door panel.



### RVDMKIT

Fits all RV-series waste containers and HPRV series hampers.



### RV12PB

Single 35 Quarts  
10-5/8" W x 22" D x 19-1/4" H  
(Fits B15, BA15, SB30 or larger)



### RV12DM

Single 35 Quart with Door Mount  
10-5/8" W x 22" D x 19-1/4" H  
(Fits B15, BA15, SB30 or larger)



### RV14PBS

Single 20 Quarts  
14-5/8" W x 16" D x 16-3/8" H  
(Fits B18, BA18, SB36 or larger)



### RV15PB2S

Twin 27 Quarts  
11-13/16" W x 22-1/4" D x 19-1/4" H  
(Fits B15, BA15, SB30 or larger)



### RV18PB2S

Twin 35 Quarts  
14-3/8" W x 22" D x 19-1/4" H  
(Fits B18, BA18, SB36 or larger)



### RV8PB

Single 20 Quarts  
8-7/8" W x 15-5/8" D x 15-7/8" H  
(Fits B12, BA12, SB24 or larger)

## RV SERIES WASTE CONTAINERS

This popular waste container series is available in a variety of sizes to accommodate almost any cabinet space. The RV Series features a heavy-duty wire frame construction, and easy bottom mount installation with just four screws. These durable pull-out waste containers are packaged fully assembled.

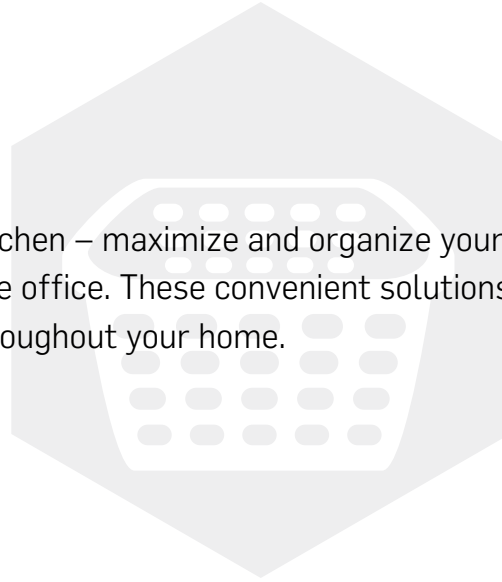
# CLEANING ZONE





# OTHER SPACE

Go beyond the kitchen – maximize and organize your space in the bath, laundry, and home office. These convenient solutions for cabinets will add efficiency throughout your home.




## BATH



**COS14**  
Cosmetic Organizer Insert  
13-1/8" W x 16-3/4" D  
(Fits VB18 drawer or larger)

### VANITY DRAWER ORGANIZER

Stash make-up in an orderly fashion with this Cosmetic Drawer Organizer.



**5CLR4652**  
12-1/4" W x 5" D x 46-1/4" H

### CHROME LINEN RACK

The chrome linen rack is great for storage of hand towels, hair care products, soaps and many more products that need storage in the bathroom. The 5CLR Series installs on the back of most doors or tall cabinets easily with only four screws and features four spacious baskets and a beautiful chrome finish that is ideal for any bathroom décor.



## LAUNDRY



### HURV1512S

Polymer Hamper  
14-1/4" W x 18" D x 11-7/8" H  
(Fits VB18, VB18H or larger)

Product can be door mounted.  
Order RVDMKIT.

#### HURV SERIES • POLYMER HAMPER

Organize your bathroom, kitchen, closet, garage...the options are endless with this universal hamper/utility basket.



### HPRV1520S

Polymer Hamper  
14-1/4" W x 20" D x 19-3/8" H  
(Fits 18" or wider (H) high vanity  
base cabinets)

Product can be door mounted.  
Order RVDMKIT.

#### HPRV SERIES • POLYMER HAMPER

Keep dirty clothes from piling on the floor with this large Polymer Hamper. Features include a shallow 20" depth for vanity applications, full-extension ball bearing slides, 1.71 bushel capacity, and simple 4-screw installation.



### VIB20CR

Fold out ironing board  
14.25"-21" adjustable width x  
3.67" H  
(Fits B18, B21 or B24)

### RASVIBCOVER

Replacement cover for ironing  
board

#### PULL-OUT IRONING BOARD

The uniquely designed expandable frame mounts easily in a vanity drawer between cabinet sides from 14-1/4" to 21" wide and the fixed brackets allow for easy mounting of all standard drawer fronts. It features a chrome finish.



### HRV1215S

Wire Hamper  
11-7/8" W x 18" D x 14-3/4" H  
(Fits VSB15, VSB15H, VS15 and  
VS15H)

### HRV1220S

Wire Hamper  
11-7/8" W x 18" D x 19-3/8" H  
(Fits 15" or wider (H) high vanity  
base cabinets)

### HRV1515S

Wire Hamper  
14-3/4" W x 18" D x 14-3/4" H  
(Fits VSB18, VSB18H, VS18 and  
VS18H)

### HRV1520S

Wire Hamper  
14-3/4" W x 18" D x 19-3/8" H  
(Fits 18" or wider (H) high vanity  
base cabinets)

#### HRV SERIES • PULL-OUT WIRE HAMPER

Another option for storing dirty clothes, the Pull-Out Wire Hamper is available in four sizes and is easily removable for carrying to the laundry room. Features full extension slides and easy installation with just four screws.



### HRV1520SCR

Pull-Out with Cloth Hamper Bag  
14-3/4" W x 18" D x 19-3/8" H  
(Fits 18" or wider (H) high vanity  
base cabinets)

Product can be door mounted.  
Order RVDMKIT.

#### CHROME WIRE HAMPER PULL-OUT

This product features a beautiful chrome finish, an easy to remove 1.71 Bushel capacity basket with removable machine wash hamper bag insert, shallow 18" depth for vanity applications, full extension ball bearing slides and is easy to install with just four screws. This product can also be door mounted by using the RVDM117KIT.



### HRV1520LINER

Washable Cloth  
Replacement Liner

#### CHROME WIRE HAMPER LINER

Washable Cloth Replacement Liner for use with HRV1520SCR.



# OTHER SPACE

## HOME OFFICE



### **ORG30**

(Fits under 30" wall cabinet)

### WALL CABINET ORGANIZER

Refer to Specification Guide & Price Book for more details.



### **434MBKIT** White board

### MAGNETIC MESSAGE BOARD

This kit can be attached to the stainless steel panels in the 444WC5SS, 434BF3SS and 434BF6SS pull-out shelf.

## KIDS

### CABINET SECURITY – REV·A·LOCK®

This security device is one-of-a-kind with powerful magnetic locks that can attach to wood, metal, and particleboard cabinets as a safeguard from curious little hands. To open the cabinet, simply hold the magnetic key against the cabinet door to disengage the lock. The RL series also features a patented unlocking device that allows disabling of the lock so cabinets can be opened without a key.



### **RAL1011**

Rev·A·Lock Starter Set  
(5 Locks and 2 Keys per carton)

### **RL201125**

Rev·A·Lock Locks  
(25 Locks per carton)

### **RL202125**

Rev·A·Lock Keys  
(25 Keys per carton)

(Fits all Sink Base, Base, Wall and Utility cabinets)



Lock  
Engaged



Lock  
Disengaged

OTHER SPACE



# Echelon™

CABINETS

An **acpi** brand



[www.echeloncabinetry.com](http://www.echeloncabinetry.com)



**NKBA™**  
National Kitchen & Bath Association

[EchelonCabinetry.com](http://EchelonCabinetry.com)

Trademark owned by ACPI® and is used by permission. ELEMENTSECH 6/14  
Printed in the United States of America. © 2014 ACPI Echelon Cabinetry products are certified  
by the Kitchen Cabinets Manufacturers Association and National Kitchen & Bath Association.  
NOTE: Due to printing limitations, color pictures cannot be guaranteed to exactly match the cabinet material.